

CROWN

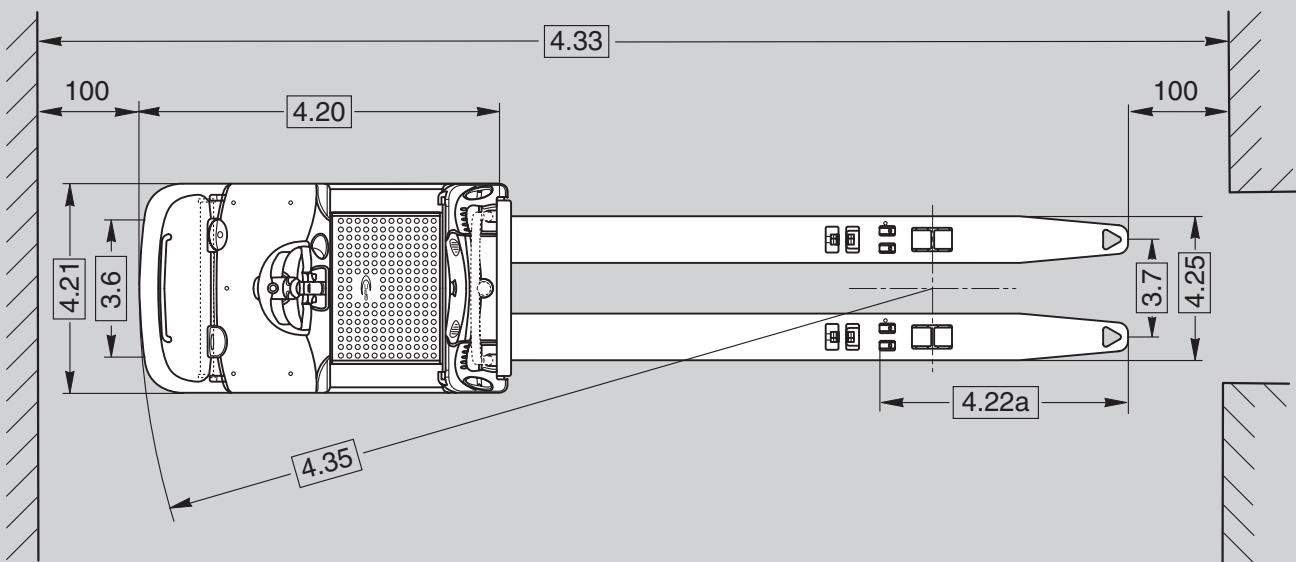
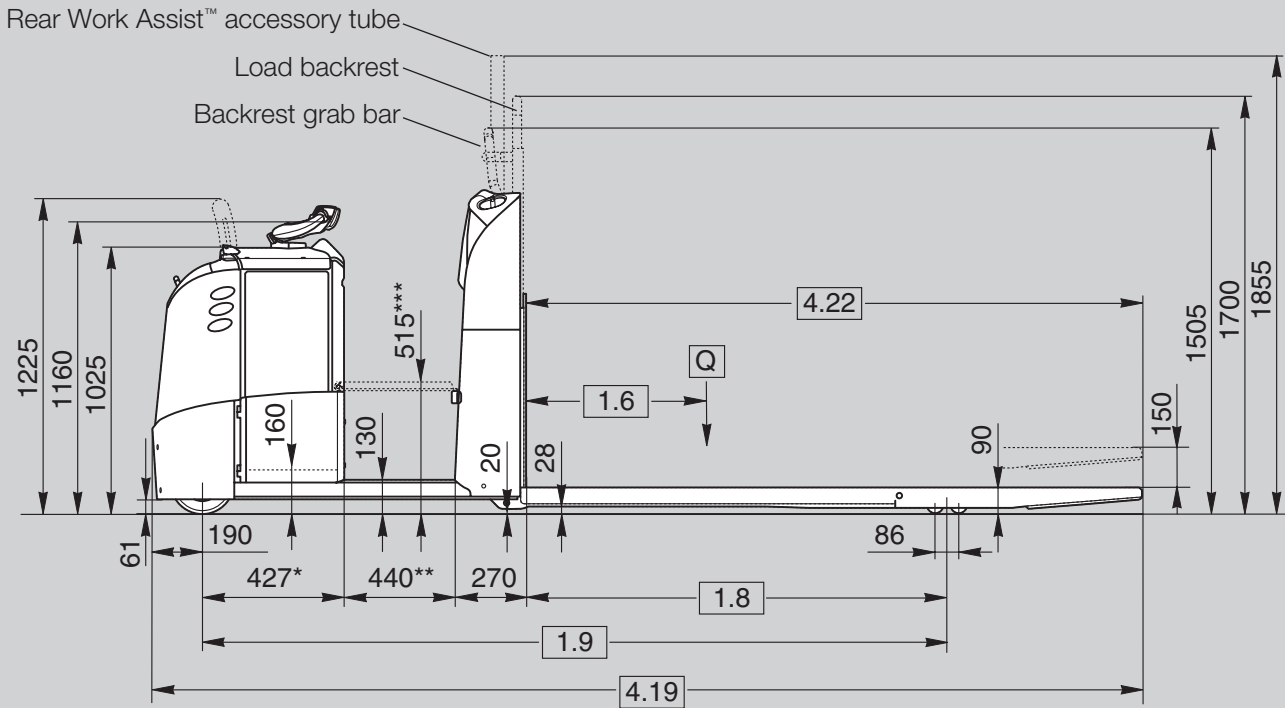
GPC 3000 SERIES

Specifications

Low Level Order Picker



GPC 3020, 3040, 3050 and 3060

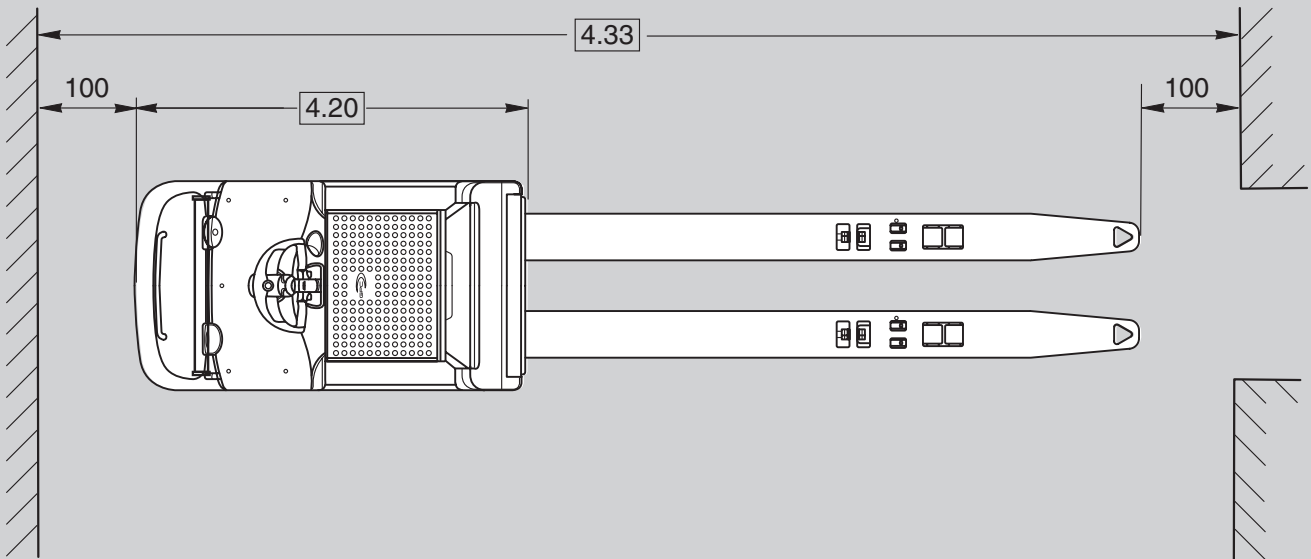
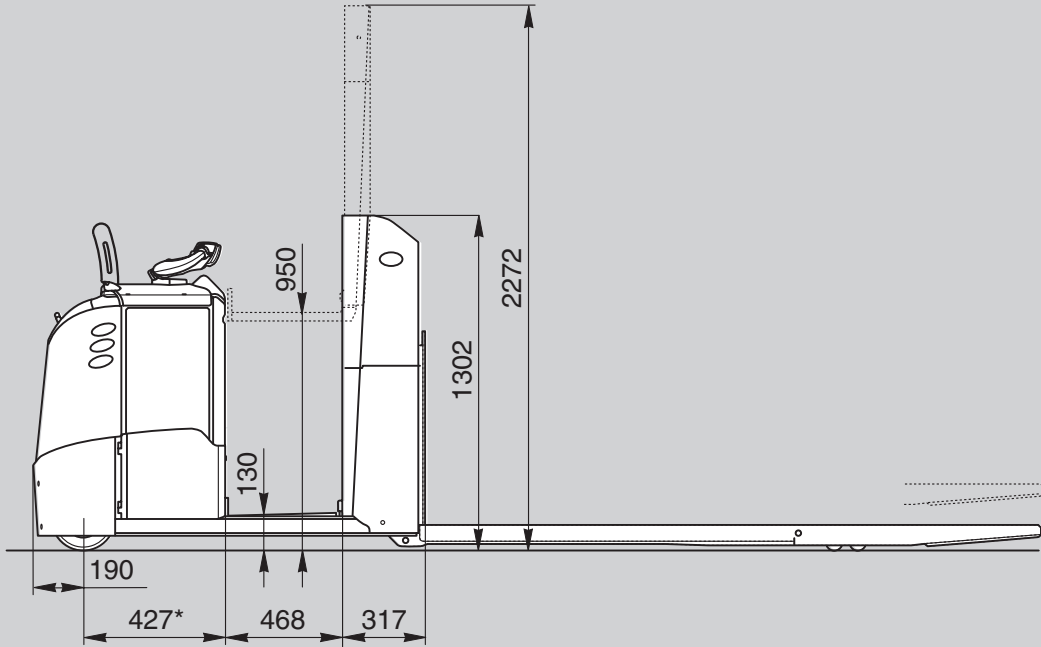


* Large battery compartment = 547 mm (optional on GPC 3020, 3040, 3050, standard on GPC 3060)

** Extended operator compartment = 515 mm

*** On extended operator compartment the operator step height = 442 mm

GPC 3040 and 3060 with optional platform lift



* Large battery compartment = 547 mm (optional on GPC 3040, standard on GPC 3060)

GPC 3000 Series

Specifications

General Information	1.1	Manufacturer			Crown Equipment Corporation				
	1.2	Model			GPC 3020-2.0	GPC 3040-2.0	GPC 3050-2.5	GPC 3060-2.7	
	1.3	Power			electric				
	1.4	Operator Type			order picker				
	1.5	Load Capacity		Q	t	2.0	2.5	2.7	
	1.6	Load Centre		c	mm	see table 1	see table 2	see table 3	
	1.8	Load Distance	lowered	x	mm	see table 1	see table 2	see table 3	
	1.9	Wheel Base	lowered	y	mm	see table 1	see table 2	see table 3	
	Weights	2.1	Weight	less battery		kg	see table 1	see table 2	see table 3
2.2		Axle Load	w. load. front / rear		kg	see table 1	see table 2	see table 3	
2.3		Axle Load	w.o. load. front / rear		kg	see table 1	see table 2	see table 3	
Tyres	3.1	Tyre Type				Vulkollan			
	3.2	Wheel Size	front		mm	Ø 250 x 75			
	3.3	Wheel Size	rear		mm	Ø 82 x 82			
	3.4	Additional Wheels	castor wheel		mm	Ø 150 x 60			
	3.5	Wheels	number (x=driven) front/rear			1x + 1 / 4			
	3.6	Track Width	front	b10	mm	492			
	3.7	Track Width	rear	b11	mm	340 / 360 / 380 / 500			
Dimensions	4.4	Lift Height		h3	mm	150			
	4.8	Operator Stand Height		h7	mm	130			
	4.9	Control Handle Height		h14	mm	1160			
	4.15	Fork Height	lowered	h13	mm	90			
	4.19	Overall Length		l1	mm	see table 1	see table 2	see table 3	
	4.20	Headlength		l2	mm	see table 1	see table 2	see table 3	
	4.21	Overall Width		b1	mm	810			
	4.22	Fork Dimension		thxwxl	mm	78 x 180 x 2400			
	4.22a	Fork Tip Length			mm	see table 1	see table 2	see table 3	
	4.25	Width Across Forks		b5	mm	520 / 540 / 560 / 680			
	4.31	Ground Clearance	below mast	m1	mm	20			
	4.32	Ground Clearance	centre wheelbase	m2	mm	28			
	4.33	Working Aisle Width *	2 Euro Pallets length, raised	Ast	mm	3925	3925	3925	4045
4.35	Turning Radius	lowered	Wa	mm	see table 1	see table 2	see table 3		
Performance	5.1	Travel Speed	w. / w.o. load		km/h	9.5 / 12.5	9.5 / 12.5	9.0 / 12.5	8.5 / 12.5
	5.2	Lift Speed	w. / w.o. load		m/s	0.05 / 0.06		0.06 / 0.08	
	5.3	Lowering Speed	w. / w.o. load		m/s	0.07 / 0.07			
	5.7	Gradability	w. / w.o. load 30 min. rating		%	5 / 14		5 / 16	
	5.8	Max. Gradability	w. / w.o. load 5 min. rating		%	8 / 15		9 / 15	
	5.10	Service Brake				electric			
Motors	6.1	Traction Motor	rating at S2 60 min.		kW	2.5		3.2	
	6.2	Lift Motor	rating at S3 15%		kW	1.2	1.2**	2.2	2.2
	6.3	Max. Battery Box Size ***		lxwxh	mm	210x790x784 (330x790x784)			330x790x784
	6.4	Battery Voltage ***	nominal capacity K5		V/Ah	24 / 465 (620)			24 / 620
	6.5	Battery Weight ***			kg	383 (509)			509
	6.6	Energy Consumption	acc. to VDI cycle		kWh/h	0.65	0.74	0.82	0.82
Misc.	8.1	Type Controller	drive			transistor			

* Ast calculation based on standard truck configuration with 2400 mm fork length and 944 mm fork tip length

** With optional platform lift 2.2 kW

*** With optional larger battery compartment use values in brackets

Table 1 GPC 3020/3040 Standard: 465 Ah / 440 mm platform

1.6	Load Centre	c	mm	500	550	600	750	800	800	1100	1200	1200	1250	1250	1440	
1.8	Load Distance, lowered ¹	x	mm	770	870	920	1220	1090	1000	1390	1890	1800	1640	1815	1865	2120
1.9	Wheel Base, lowered ^{1 2 3 5}	y	mm	1905	2005	2055	2355	2225	2135	2525	3025	2935	2775	2955	3005	3525
2.1	Weight ^{4 6}	less battery	kg	837	848	854	888	905	905	967	995	995	995	1001	1006	1049
2.2	Axle Load	w. load	front	1078	1138	1143	1296	1142	1052	1185	1491	1434	1321	1431	1450	1505
		w. load	rear	2139	2090	2091	1972	2143	2233	2162	1884	1941	2054	1949	1936	1924
2.3	Axle Load	w.o. load	front	795	820	832	897	882	865	956	1036	1025	1005	1030	1039	1088
		w.o. load	rear	422	409	402	371	403	420	390	339	350	370	351	348	341
4.19	Overall Length ^{2 3 5}	l1	mm	2325	2425	2475	2775	2925	2925	3475	3725	3725	3725	3775	3825	4205
4.20	Head Length ^{2 3 5}	l2	mm	1327												
4.22	Fork Length	l	mm	1000	1100	1150	1450	1600	1600	2150	2400	2400	2400	2450	2500	2880
4.22a	Fork Tip Length		mm	413	413	413	413	693⁷	783	944	693⁷	783	944	815	815	944
4.25	Width Across Forks	b5	mm	520 / 540 / 560 / 680												
4.35	Turning radius, lowered ^{1 2 3 5}	Wa	mm	2095	2195	2245	2545	2415	2325	2715	3215	3125	2965	3145	3195	3445

Table 2 GPC 3050 Standard: 465 Ah / 440 mm platform

1.6	Load Centre	c	mm	1200	1200	1200
1.8	Load Distance, lowered ¹	x	mm	1890	1800	1640
1.9	Wheel Base, lowered ^{1 2 3}	y	mm	3025	2935	2775
2.1	Weight ⁴	less battery	kg	995	995	995
2.2	Axle Load	w. load	front	1606	1536	1401
		w. load	rear	2269	2339	2474
2.3	Axle Load	w.o. load	front	1036	1025	1005
		w.o. load	rear	339	350	370
4.19	Overall Length ^{2 3}	l1	mm	3725	3725	3725
4.20	Head Length ^{2 3}	l2	mm	1327		
4.22	Fork Length	l	mm	2400	2400	2400
4.22a	Fork Tip Length		mm	693⁷	783	944
4.25	Width Across Forks	b5	mm	520 / 540 / 560 / 680		
4.35	Turning radius, lowered ^{1 2 3}	Wa	mm	3215	3125	2965

620 Ah / 440 mm platform

800	800	1100	1200	1200	1200
1090	1000	1390	1890	1800	1640
2345	2255	2645	3145	3055	2895
912	912	974	1002	1002	1002
1307	1203	1348	1702	1634	1503
2610	2714	2631	2305	2373	2504
998	981	1074	1154	1143	1123
419	436	405	353	364	384
3045	3045	3595	3845	3845	3845
1447					
1600	1600	2150	2400	2400	2400
693⁷	783	944	693⁷	783	944
520 / 540 / 560 / 680					
2535	2445	2835	3335	3245	3085

Table 3 GPC 3060 Standard: 620 Ah / 440 mm platform

1.6	Load Centre	c	mm	800	1100	1200	1200	1200
1.8	Load Distance, lowered ¹	x	mm	1000	1390	1890	1800	1640
1.9	Wheel Base, lowered ^{1 3 5}	y	mm	2255	2645	3145	3055	2895
2.1	Weight ^{4 6}	less battery	kg	912	974	1002	1002	1002
2.2	Axle Load	w. load	front	1220	1369	1745	1673	1532
		w. load	rear	2897	2810	2462	2534	2675
2.3	Axle Load	w.o. load	front	981	1074	1154	1143	1123
		w.o. load	rear	436	405	353	364	384
4.19	Overall Length ^{3 5}	l1	mm	3045	3595	3845	3845	3845
4.20	Head Length ^{3 5}	l2	mm	1447				
4.22	Fork Length	l	mm	1600	2150	2400	2400	2400
4.22a	Fork Tip Length		mm	783	944	693⁷	783	944
4.25	Width Across Forks	b5	mm	520 / 540 / 560 / 680				
4.35	Turning radius, lowered ^{1 3 5}	Wa	mm	2445	2835	3335	3245	3085

¹ forks raised - 115 mm
² with optional larger battery compartment (620 Ah) + 120 mm
³ with optional extended operator compartment (515 mm) + 75 mm
⁴ with optional extended operator compartment (515 mm) + 25 kg
⁵ with optional platform lift (only 3040/3060) + 75 mm
⁶ with optional platform lift (only 3040/3060) + 110 kg
⁷ 2 or 3 Euro pallets crossways, only with single load wheels (Ø 82 x 110 mm) + pallet entry rollers

Capacity

- GPC 3020 - 2000 kg
- GPC 3040 - 2000 kg
- GPC 3050 - 2500 kg
- GPC 3060 - 2700 kg

Electric System / Batteries

24-volt electrical system with nominal battery capacities from 420 Ah up to 620 Ah.

The battery can be removed vertically or horizontally with optional battery rollers for left/right or both sides removal.

Standard Equipment

1. Maintenance free 3-phase (AC) traction and steering motors
2. e-Gen™ Braking System offers regenerative and frictionless electric braking (mechanical braking applies only as parking brake)
3. Electronic steering with the centre mounted X10® Handle for precise and effortless control
4. The self centering X10® Control Handle places all truck functions at the operator's fingertips
5. Crown Access 1 2 3® Comprehensive System Control
6. Intelligent Steering System slows the travel speed in curves
7. Load-dependent speed
8. Crown's Information Display
 - 1 line LCD display with 8 characters
 - Battery discharge indicator
 - Keyless start up with PIN code
 - Start up and run time diagnostics
 - 3 selectable traction performance profiles
 - Hour meters including traction motor, hydraulic motor and run time
 - Access 1 2 3 onboard diagnostic with real time troubleshooting capabilities
9. CAN-Bus technology
10. Ramp hold
11. Low step height of 130 mm with a wide walk-through area
12. Suspended floorboard with a non-slip anti-fatigue floor mat with integrated presence sensors
13. Electric power disconnect plug
14. Large storage compartments
 - Large front storage tray
 - Lower cover in backrest with shrink wrap pocket (3040/3060)
 - 2 large storage bins in the backrest (3040/3060)
15. Vulkollan drive tyre, castor wheel and tandem load wheels
16. Comfort backrest (3040/3060) includes
 - soft moulded lean pad
 - 2 large storage bins
 - backrest grab handles

17. Standard backrest (3020/3050)
18. Cushioned kneepad (3040/3060)
19. Battery connector DIN 160 A
20. Heavy duty fork assembly
21. Desktop work surface (3060)
22. Front Work Assist™ accessory tube (3040/3060)
23. Heavy duty power unit
 - 10 mm thick steel skirt
 - Easily removable reinforced steel covers
 - Top battery access
24. Battery compartment for 420 - 465 Ah batteries (3020/3040/3050)
25. Battery compartment for 560 - 620 Ah batteries (3060)

Optional Equipment

1. Fork length options
2. Battery compartment for 560 - 620 Ah batteries (3020/3040/3050)
3. Extended platform with 515 mm walk-through (not available with platform lift)
4. Fold-down step (not available with platform lift)
5. Backrest grab bar (standard, if fold-down step is ordered, not available with load backrest and platform lift)
6. Platform lift with an operator stand height of 950 mm (3040/3060)
7. Picking guard (requires front Work Assist™ accessory tube)
8. Pick Position Controls™ in the backrest
9. Adjustable fold-down lean seat (not available with platform lift, requires comfort backrest on 3020/3050)
10. Desktop work surface (only with large battery compartment)
11. Battery lift out with both side covers
12. Battery roll out with no covers, left or right hand side cover
13. SBE 160 red battery connector
14. Power supply 12/24V for electronic tools
15. Key switch
16. Cold storage conditioning
17. Load backrest
18. Audible travel alarm
19. Flashing beacon (3040/3060, requires Rear Work Assist Tube, requires comfort backrest on 3020/3050)
20. Comfort backrest (3020/3050) includes
 - soft moulded lean pad
 - 2 large storage bins
 - backrest grab handles
21. 2 large storage bins in the backrest (3020/3050)
22. Lower cover in backrest with shrink wrap pocket (not available with platform lift,

- requires comfort backrest on 3020/3050)
23. Special paint
24. Rubber bumper
25. Rear storage compartment (3040/3060, not available with load backrest or platform lift, requires comfort backrest on 3020/3050)
26. Pallet entry rollers (standard on 1600/2400 mm fork length with 693 mm fork tip length)
27. Front Work Assist™ accessory tube (3020/3050)
28. Rear Work Assist™ accessory tube (3040/3060, not available with load backrest or platform lift)
29. Work Assist™ Accessories
 - Load tray
 - Foil roll holders
 - Storage pockets
 - Beverage holder
 - Trash bag holder
 - Scan gun holder
 - Small, medium and large clip boards
 - Mounting brackets for WMS terminals
30. Key pad
31. InfoLink® ready
32. Cushioned kneepad (3020/3050)
33. Supertrac drive tyre

Electrical

24 volt electrical system managed by Crown's Access 1 2 3 Comprehensive System Control. Virtually maintenance-free AC traction motor provides strong acceleration and control at any speed. Sensors monitor functional parameters including load, steering, speed and operator position and adjusts operational settings automatically to suit conditions.

Power Unit

The rugged power unit is designed for tough real-world applications. A 10 mm thick skirt protects drive unit and castor components while reinforced steel covers and doors cover all electronics. The uncluttered layout of components provides quick and easy access for servicing.

Operator Area and Controls

Soft and fully suspended floorboard reduces operator fatigue. Wide walk-through compartment with rounded surfaces provides a convenient shortcut even while carrying boxes. Contoured lean pad helps the operator stay centred in the truck while providing a soft contact surface to lean against. Multiple storage pockets provide locations for tools and personal effects.

All truck functions are controlled by the award-winning X10 control handle that allows simultaneous operation of all functions with one hand. Electronic steering is standard on all models, providing precise, predictable control. A large information display provides battery discharge level, operational status and service messages to the operator.

Access 1 2 3® Comprehensive System Control

Crown's Access 1 2 3 technology provides optimum performance and control by offering a communications interface for the operator and service engineer, intelligent coordination of lift truck systems and simplified service with advanced diagnostics. The display includes a full featured on-board service tool so service engineers can actively view inputs and outputs during truck operation. No laptop or service terminal is required. Performance tuning can be accessed at the display to customise truck performance for specific applications or operator requirements.

e-GEN™ Braking System

The power of the high-torque AC traction motor is used to stop the truck and keep it static until a travel input is requested, even when operating on a gradient. This system eliminates adjustments and wear points for a lifetime of maintenance free use. An automatic parking brake activates if the truck is stopped and the operator leaves the platform or power is disconnected.

Work Assist™ Accessories

A comprehensive range of Work Assist accessories are available to support every kind of picking and administrative task. These rugged tools can be easily combined and positioned in the location best suited to the application and the user. Customer accessories can also be added using the universal clamp and adapter plate.

Safety Regulations

Conforms to European safety standards. Dimensions and performance data given may vary due to manufacturing tolerances. Performance is based on an average size vehicle and is affected by weight, condition of truck, how it is equipped and the conditions of the operating area. Crown products and specifications are subject to change without notice.

European Manufacturing:

Crown Gabelstapler GmbH & Co. KG
Roding, Germany
www.crown.com

PT. HASTA PUTERA PERKASA

Roxy Mas Centre Blok C 3 / 12A

Jl. KH. Hasyim Ashari, Jakarta 10150

Phone. (021) 6330358, Fax. (021) 6327455

E-mail Address : hppcrown@hastaputera.com

