

CROWN

**SP 3500**  
**SP 4000**  
SERIES



# Clearly. Elevated. Performance.

Every element of the Crown SP 3500/4000 Series lift truck is designed to work with the operator to optimize the order picking process.

With unmatched visibility, extraordinary stability, impressive performance and proven longevity, Crown's SP Series delivers what every operation needs: clearly elevated performance.

**Elevate Results with Crown.**



## Best Truck. Hands Down.

From the wide-open operator window to its rock-solid stability system, Crown's SP 3500/4000 Series lift truck is designed to help busy order pickers maintain confidence at height, efficiently handle a variety of tasks and attain more moves per hour than with any other stockpicker on the market.



### Visibility.

Clear vision is the foundation of operator confidence. With the largest window on any stockpicker, the Crown SP Series makes operators clearly more productive.

### Stability.

Ample use of steel—from the mast to the side gates, and everything in between—means less sway, and more operator certainty, for greater productivity all around.

### Performance.

With multiple choices in battery sizes and voltages, the Crown SP Series supports a variety of operational needs while delivering speeds that ensure the fastest cycle times.

### Longevity.

With the SP Series' longer shift life, proven diagnostics and global parts/service network, users are sure to experience more satisfaction, longer truck life and lower total costs.

LEARN  
MORE

[crown.com](http://crown.com)



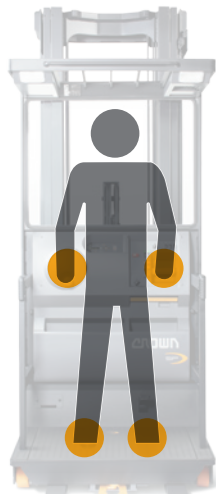
# Visibility that Drives Success.

The ability to see clearly has a tremendous impact on safety and productivity on order picking. That's why Crown offers the industry's largest platform window—50 percent larger than competitors—which provides operators the visibility they need to safely and effectively maneuver up and down the warehouse aisle.



**Unmatched Visibility**  
The Crown SP 3500/4000 Series lift truck provides operators the most unobstructed view, eliminates “tunnel vision” and contributes to operator confidence at height.

**Room to Move**  
Crown SP Series delivers the most usable floor space of any truck. Additional space can be achieved through optional extensions that include placement of side gates at the outer edge of the platform.



### Stability Stance

When you're stopping and starting a truck from 30 feet in the air, a stable stance is critical. On Crown SP Series trucks, operators have four points of solid contact with the truck, including:

- Both feet on the floor in a comfortable position
- One hand firmly grasping the steering tiller
- The other hand on the fixed control handle



### Electric Pallet Clamp

With Crown's optional electric clamp, a wide range of pallets can be handled, including stringers between 1.25" and 6".

# Stability that Builds Confidence.

Imagine working all day, every day on the ledge of three-story building. That's not far from reality for an order picker. This is why the entire truck, from generous use of steel to Crown's closed-loop control system, is designed to contribute to stability throughout every cycle.

**Crown's SP 3500/4000 Series lift truck mast** delivers rock-solid strength, along with cushioned staging for superior operator control and confidence. This includes:

- Heavy-gauge, wide outer C-channels and inner I-beams
- Robust stabilizing angular cross members
- Exclusive Crown vertical mast braces


### Brains Behind the Beige.

In addition to rigid mast design, Crown's closed-loop control system delivers a stability difference the operator can feel.



◀ **Access 1 2 3® Comprehensive System Control** collects and measures operating conditions, then automatically provides input to other vital truck systems for real-time performance adjustments.

▶ **Crown Intelligent Braking** combines the optimum levels of AC traction motor braking, along with friction braking based on lift heights, travel speed and direction of travel.



▶ **Crown Intelligent Steering** slows the truck automatically as the steering angle increases.



# Performance that Rises Above.

While operator confidence and truck stability contribute to overall productivity, truck performance plays an important role when it comes to saving time and energy in each and every cycle.

Based on operational needs, Crown can deliver more speed, capacity at height and features including Variable Lift/Lower and Regen Lower. What's more, unlike competitors, all SP Series include Linear Speed Control standard.


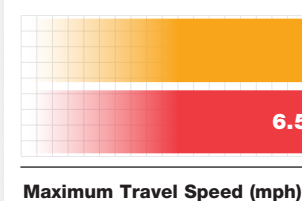
☐ N/A ☐ Standard ☐ Improved ☑ Maximum

Model	SP 3500				SP 4000
Battery Voltage	24V	24V	24V	24V	36V
Battery Size	15.3 kWh	25.1 kWh	25.1 kWh	25.1 kWh	26.9 – 43.1 kWh
Maximum Height	240"	240"	312"	366"	366"
Performance Options	Lift Speed	+	+	++	+++
	Linear Speed Control	+++	+++	+++	+++
	Travel Speed	++	+++	+++	+++
	Capacity at Height	+	+	+	+++
	Variable Lift/Lower				+++
Regen Lower				+++	
Operational Needs	<ul style="list-style-type: none"> <li>Partial to full shifts</li> <li>Standard throughput</li> </ul>	<ul style="list-style-type: none"> <li>Extended/multiple shifts</li> <li>Standard throughput</li> </ul>	<ul style="list-style-type: none"> <li>Extended/multiple shifts</li> <li>High throughput</li> <li>High elevations</li> </ul>	<ul style="list-style-type: none"> <li>Extended/multiple shifts</li> <li>High throughput</li> <li>Highest elevations</li> <li>Increased load weights</li> </ul>	<ul style="list-style-type: none"> <li>Extended/multiple shifts</li> <li>Highest throughput</li> <li>Highest elevations</li> <li>Increased load weights</li> <li>Interchangeable batteries</li> </ul>

## Speeds Add Up to Savings.

Crown's leading speeds contribute to lower stockpicker cycle times. In fact, Crown surpasses industry benchmarks in travel, lift and lower speeds in nearly all scenarios (36V shown).

☑ Crown ☐ Competitor



**Crown Regen Lower System** (available on SP 4000) captures lost energy and returns it to the battery. This equates to fewer battery changes, longer shifts and reduced costs.




**Exclusive Easy-Top Battery Access** eliminates the difficulty of removing batteries to perform routine maintenance. In addition, lifting the cover assists in dissipating heat during quick charge operations.

# Longevity that Pays.

Crown's SP 3500/4000 Series lift truck is designed to optimize battery performance and shift life. The SP 4000—with 36 volt battery—enables common batteries and chargers to be used across your fleet. In addition, with Crown electronics, diagnostics and service/parts infrastructure, owners can count on better overall results for years to come.

## Integrated Approach to Uptime.

Crown's integrated approach combines truck feedback with diagnostics, Crown-made parts and dedicated service teams give you more uptime and the lowest total cost of ownership.



**Intelligent Control** is gained through Crown's Access 1 2 3<sup>®</sup> System, which automatically collects data, monitors functions and controls truck systems to perform to customer-defined standards.

**Crown's InfoPoint<sup>®</sup> Quick Reference Guide** and on-truck component maps provide technicians with vital information to quickly, accurately and easily resolve issues without wiring diagrams or schematics.

**Crown's Integrity Service<sup>®</sup> and Integrity Parts<sup>®</sup>** solutions ensure long-term truck performance by matching trained technicians with Crown-made parts for long-lasting performance. That's a major difference with Crown.

## Elevate Your Results by Leveraging the Crown SP Series.

Contact your local representative for a demonstration.

Learn more about Crown's models, options and accessories at [crown.com](http://crown.com).

LEARN MORE  
[crown.com](http://crown.com)



**ecologic™**

Clean Environment. Smart Business.

Printed on elemental chlorine free and sustainably forested paper.

**CROWN**

**You can count on Crown to build lift trucks designed for safe operation, but that's only part of the safety equation. Crown encourages safe operating practices through ongoing operator training, safety-focused supervision, maintenance and a safe working environment. Go to [crown.com](http://crown.com) and view our safety section to learn more.**

**Crown Equipment Corporation**  
New Bremen, Ohio 45869 USA  
**Tel** 419-629-2311  
**Fax** 419-629-3796  
[crown.com](http://crown.com)

Because Crown is continually improving its products, specifications are subject to change without notice.

Crown, the Crown logo, the color beige, the Momentum Mark, Access 1 2 3, Integrity Service System, Integrity Service and Parts System, InfoPoint, and the ecologic logo are trademarks of Crown Equipment Corporation.

Copyright 2013 Crown Equipment Corporation  
SF14831 4/13  
Printed in U.S.A.