

CROWN

ESR 5200 SERIES



The right choice...

The best reach truck is one that moves products into and out of your facility quickly, easily, safely and economically. Crown designs reach trucks to meet these objectives. As a result, when you look at the ESR 5200 Series, you see reach trucks that clearly fit your needs. Known for exceptional durability, they won't let you down. In addition, they give you features and options to match your exact requirements. That's the right choice.

for all around performance.

The Crown ESR 5200 Series lets you ask, "what's best for my application?" More important, it gives you answers. Exceptional performance is standard on Crown's ESR 5200 Series, and you have many ways to achieve it. Choose the lift heights, capacities, performance packages and operator features that best match your duty cycle. You'll benefit from Crown's superior ergonomics, visibility, durability and proven technology that assists the operator and keeps your running costs low.

Mast
Duplex or Triplex

Max. lift height
7500 mm

Max. lift speed
0.61 m/s

Max. travel speed
10 km/h

Battery
280-620 Ah

Overall width
1120 mm



ESR 5220

This 1.4 tonne narrow chassis model is ideal for confined spaces, block stacking applications and rack aisles only 2.5 metres wide.

Mast
Duplex or Triplex

Max. lift height
9450 mm

Max. lift speed
0.61 m/s

Max. travel speed
10 km/h

Battery
420-620 Ah

Overall width
1285 mm



ESR 5240

This 1.4 tonne standard width model is a value-packed solution that doesn't compromise on durability or operator comfort.

Mast
Triplex with integrated sideshift

Max. lift height
13,000 mm

Max. lift speed
0.69 m/s

Max. travel speed
14 km/h

Battery
420-930 Ah

Overall width
1285 mm



ESR 5260

Designed for heavier loads, higher lift heights and greater throughput, this model is available with 1.4, 1.6 or 2.0 tonne capacities.

Mast
Triplex with integrated sideshift

Max. lift height
13,000 mm

Max. lift speed
0.69 m/s

Max. travel speed
14 km/h

Battery
560-930 Ah

Overall width
1285 mm



ESR 5280S

This top performing model is available with 1.6 or 2.0 tonne capacities and features an extra-large operator compartment ergonomically designed to enhance comfort and productivity at the highest duty cycles.



All ESR 5200 Series reach trucks provide smooth and precise control of hydraulic functions and a full range of standard and optional features designed to increase operator confidence and efficiency in any warehouse application.

The value-packed ESR 5240 combines productivity and efficiency for all-around performance in applications with lift heights below 9.5 metres.

Performance from top to bottom.

Take the controls and feel the difference driving, manoeuvring, lifting and reaching. Crown designs reach trucks for precise, efficient movement in any direction the task takes you.

OPTIMISED CORNERING SPEED

Operators gain confidence and performance with Crown's intelligent OCS system. During cornering OCS recognises whether the operator is driving into or out of a curve, with the system analysing steer tyre angle, driving direction and steering direction. It then automatically adjusts speed and acceleration for maximum safe performance.

The ESR 5200 Series optimises cornering, automatically decelerating and accelerating based on real time operating conditions.

RELIABLE POWER

Crown designs and manufactures AC traction and hydraulic pump motors to ensure optimum reach truck performance, energy savings and minimal maintenance. These large, robust motors offer the reliable power you need, while running cooler and more efficiently in the most demanding applications.



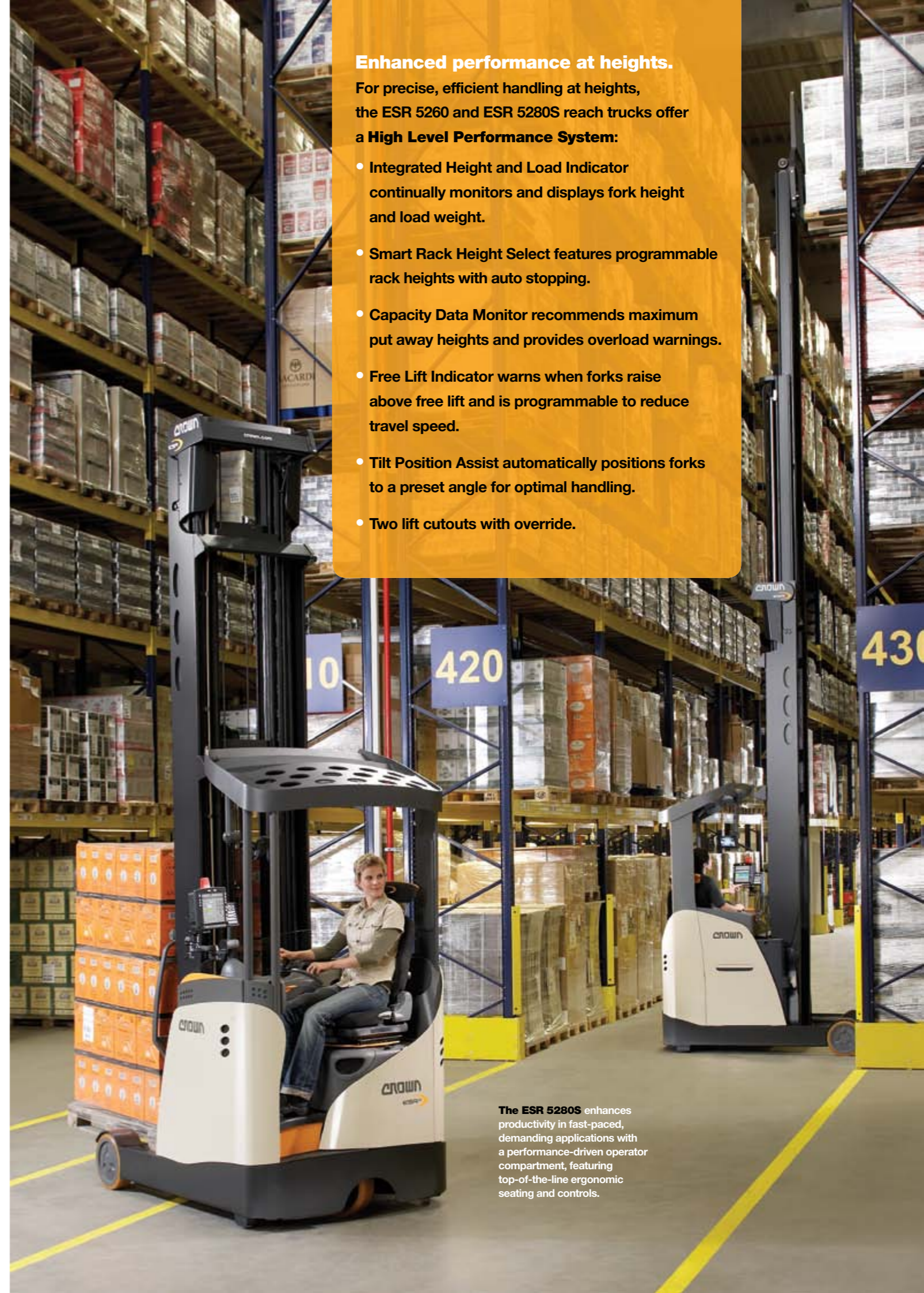
Crown's 360 Select™ feature provides the choice of 180 or 360 degree steer tyre rotation to match driving conditions or personal preference.

Enhanced performance at heights.

For precise, efficient handling at heights, the ESR 5260 and ESR 5280S reach trucks offer a **High Level Performance System**:

- Integrated Height and Load Indicator continually monitors and displays fork height and load weight.
- Smart Rack Height Select features programmable rack heights with auto stopping.
- Capacity Data Monitor recommends maximum put away heights and provides overload warnings.
- Free Lift Indicator warns when forks raise above free lift and is programmable to reduce travel speed.
- Tilt Position Assist automatically positions forks to a preset angle for optimal handling.
- Two lift cutouts with override.

The ESR 5280S enhances productivity in fast-paced, demanding applications with a performance-driven operator compartment, featuring top-of-the-line ergonomic seating and controls.



Flexibility on demand.

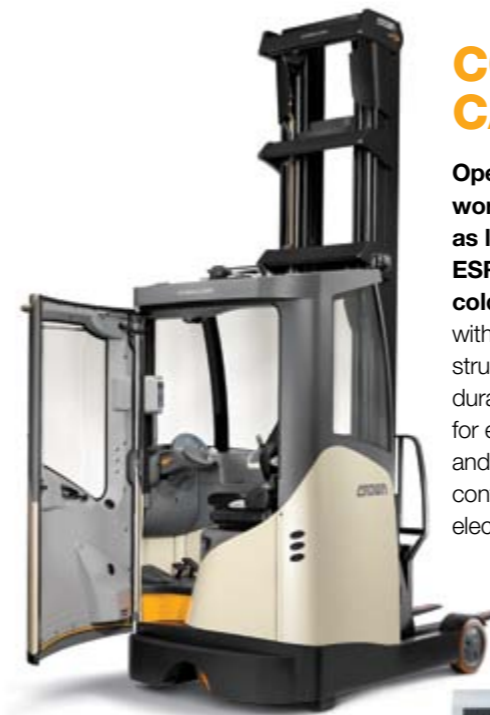
The ESR 5200 Series' range of solutions provides the flexibility to address various rack setups, space constraints, environmental extremes and more.

NARROW RACKS and AISLES

Drive-in racks make efficient use of space, if you have a truck to match. Crown's ESR 5220 narrow chassis reach truck helps you take full advantage of drive-in racks, and any other congested spaces.

The chassis is only 1120 mm wide. This streamlined design helps operators move in and

out of drive-in racks with greater ease and efficiency. Operators also find it easier to manoeuvre in aisles as narrow as 2.5 m. In congested aisles, the truck's excellent manoeuvrability simplifies passing, which avoids bottlenecks and keeps products moving.



COLD STORE CABIN

Operators comfortably work at temperatures as low as -30°C with the ESR 5260 and optional cold store cabin. Along with a rugged steel structure, it features durable sealing treatments for electrical connections and thermostatically controlled heaters for critical electrical components.

Operators control all cabin functions, including comfortable temperatures, with an intuitive electronic display.



Block stacking inbound or outbound goods can be a real challenge. Pack it too tight and you risk product damage and slow operation. Pack it too loose and you're wasting valuable space. The unmatched visibility and responsive controls on the ESR 5200 Series let you pack it just right.

ON TASK ANYWHERE

The application versatility of the ESR 5200 Series comes through whether you're working at height, staging or transporting. One minute you're smoothly positioning loads on a rack, and the next you're side loading pallets in a lorry, all with exceptional performance. Precision control of travel and hydraulic functions means you can work with complete confidence at any task.



Narrow Outriggers

Even with its narrow 1120 mm chassis width, the ESR 5220 can easily fit an 800 mm load between the outrigger legs thanks to its specially designed narrow outriggers. On the wider ESR 5260 you can choose a narrow outrigger option, allowing a 1000 mm load to fit between the outriggers.




Move with control.

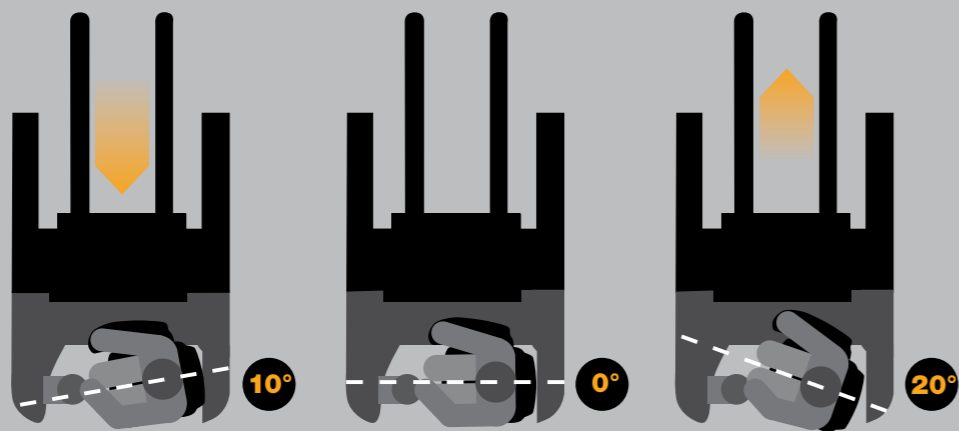
The ESR 5280S excels at higher reach elevations and longer cycles with a unique space where the operator can work and move more effectively. The seat and controls move together to improve work efficiency and all-around visibility for a range of tasks.

EXCLUSIVE MOVESEAT

Crown's exclusive MoveSeat™, with integrated headrest, tilts back to substantially improve upward visibility, while reducing stresses to the neck and back. The armrest, which features integrated controls, moves with the seat. Designed for intensive duty cycles, the MoveSeat is especially helpful when operators spend substantial amounts of time positioning loads at heights.



The MoveSeat swivels 10 degrees from the neutral position to enhance visibility when travelling power unit first. When travelling forks first, the seat swivels 20 degrees from the neutral position, enhancing forward and upward visibility to the forks.



1

Desktop provides a larger surface and integrates an angled clipboard designed for postural relief.

2

Work Assist™ post used to mount a data terminal or scan gun.

3

Extra wide compartment facilitates entry/exit and provides superior postural relief with generous amounts of knee and leg room.

4

MoveSeat™ rotates 30 degrees for reduced upper body twisting.

5

Adjustable armrest features integrated controls that move with the seat. **Shown with multi-task hydraulic control.**

6

FlexBack™ with quick-adjust lumbar support reclines for improved upward visibility and reduced back strain.

7

Integrated headrest provides postural support and reduces neck stress.



Visibility

Only Crown offers an offset mast for unequalled visibility to the load wheel and forks. The clear-view mast design and patented overhead guard minimise obstructed views during driving and lifting operations.



Multi-task hydraulic control



Fingertip controls



Dual-lever controls

Control options for the ESR 5200 Series include the choice of multi-task (ESR 5260 and 5280S only), fingertip, or dual-lever hydraulic controls. Other control-enhancing options include an adjustable steering column and armrest.

Keep moving.

Technology takes you farther with the **ESR 5200 Series**. It's apparent in a design that incorporates long-term reliability, energy efficiency, fleet management and exceptional serviceability.

Access123[®]

Comprehensive System Control

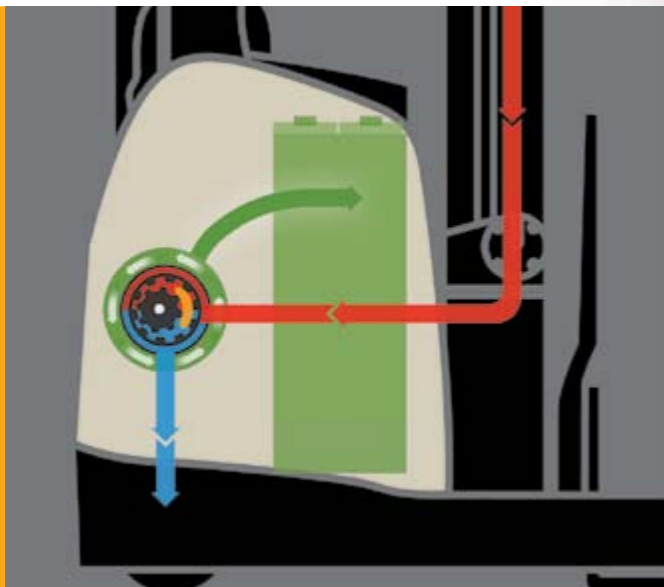
Crown's exclusive **Access 1 2 3[®]** Comprehensive System Control enables safe, reliable industry-leading lift truck performance and diagnostics. You can expect the highest level of uptime with Access 1 2 3 technology, which monitors and communicates real-time data from key lift truck systems. Service engineers work quickly, without the need for a handset or laptop. Diagnostic event codes and a built-in voltmeter assist in pinpointing the origin of faults. Service engineers avoid the time-intensive and costly trial-and-error process of troubleshooting and can even activate suspect



components and test their full functionality, all through the display. This innovative system control is key to superior performance at the lowest cost of ownership.

Regen Lower

Crown offers an optional energy-saving Regen Lower System on all capacities of the ESR 5260. When lowering, the weight of the fork carriage and load forces hydraulic oil back through the pump before returning it to the reservoir. This action drives the motor in reverse, generating electric power that is directed back to the battery. You benefit with fewer battery changes, longer shifts and reduced costs.



InfoLink[®]

The InfoLink[®] wireless fleet and operator management system is available as an option on the ESR 5200 Series. This advanced system saves time and money by turning real-time and historic data into organised, prioritised and actionable information. Now you can ensure that only authorised operators use equipment and monitor all forklift impacts. InfoLink also offers substantial administrative and service efficiencies. You can use

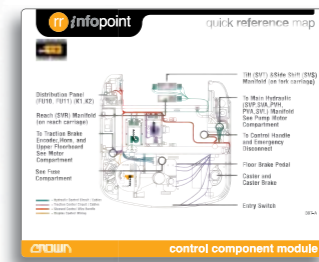


InfoLink offers online access to vital operator/fleet data.

to automate the inspection checklist process, eliminate paper storage and gain instant access to inspection records. In addition,

it enables technicians to analyse truck event codes remotely, so they're well informed and prepared.

esr infopoint



The InfoPoint[™] System complements Access 1 2 3 diagnostics to provide faster, simpler and higher quality service.

The on-truck component maps are designed to give service engineers the three W's about a problem:

- **What it is**
- **Where it is**
- **What it does.**

This eliminates schematics, complicated wiring diagrams or bulky service manuals on most repairs. As a result, service engineers gain an invaluable tool to help them fix the truck right the first time and fix it fast.





Crown Gabelstapler GmbH & Co. KG
Moosacher Strasse 52
80809 Munich, Germany
Tel +49(0)89-93002-0
Fax +49(0)89-93002-133
www.crown.com

Because Crown is continually improving its products, specifications are subject to change without notice.

Crown, the colour beige, the Momentum symbol, 360 Select, MoveSeat, Work Assist, FlexBack, Access 123, InfoLink and InfoPoint are trademarks of Crown Equipment Corporation.

Copyright 2012 Crown Equipment Corporation
ESR 5200 Series BROCH GB 09/12, 10 – M01465-006-03
Printed in Germany

ecologic™
Clean Environment. Smart Business.

Printed on elemental chlorine free and sustainably forested paper.